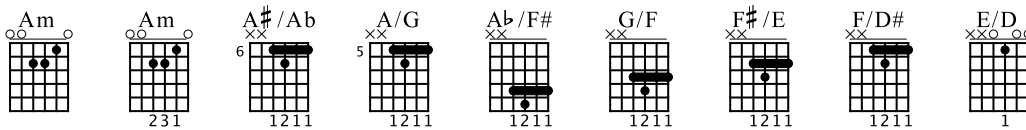


# Windy and Warm

Advanced Fingerstyle Guitar

Chet Atkins



Standard tuning

♩ = 120

S-Gt

Am

H

H

*mf*  
let ring

TAB: 0 2 2 2 2 2 0 2 2 2 2

4

*p p p p p p p p p m i p m i p*

TAB: 0 2 2 0 2 2 0 2 2 1 2 1 2

Am

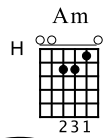
7

*p m p m p m p m m p p m p m m p*

let ring

TAB: 1 1 1 1 1 1 1 1 1 2 2 2 2

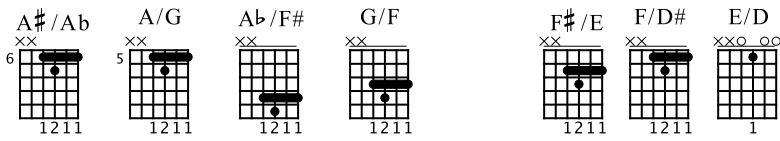
INTRODUCTION



H

Musical notation for the introduction, starting at measure 10. The treble clef staff shows a sequence of notes and chords. Below the staff, a dashed line indicates a "let ring" instruction. The guitar tablature (TAB) is shown below the staff, with strings labeled T (top), A (middle), and B (bottom).

VERSE



P H

Musical notation for the verse, starting at measure 13. The treble clef staff shows chords and notes. Below the staff, a dashed line indicates a "let ring" instruction. The guitar tablature (TAB) is shown below the staff, with strings labeled T (top), A (middle), and B (bottom).

Musical notation for the final part of the piece, starting at measure 16. The treble clef staff shows notes and chords. Below the staff, a dashed line indicates a "let ring" instruction. The guitar tablature (TAB) is shown below the staff, with strings labeled T (top), A (middle), and B (bottom).