



Key change to A Major from the C Major

Even though the last 2 beats of each measure are shown with the same pattern, we will mix it up a bit in future lessons to give much more color and variety to the rhythm

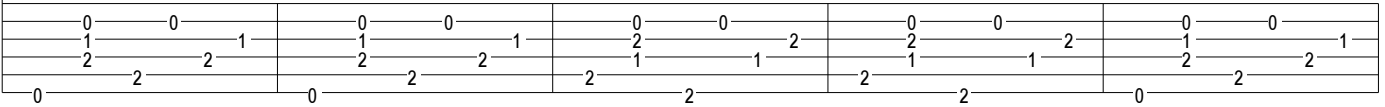
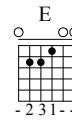
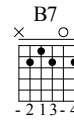
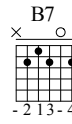
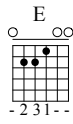
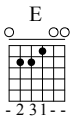
There are many variations to the LH fingering of the A Major chord. Some guitarists play as shown with 123 fingers other use 132, and still others (myself included) just use a bar of the index finger to catch all three strings.

You can play this note an open 2nd string for a variation on this chord

The E7 has a lot of variation too. You can play it as the chord symbol shows, or add the 4th finger on the D note, 2nd string (do this on this passage)

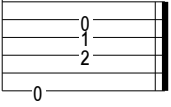
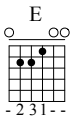
Key change to E Major from the A Major

25



T M T M T I T M T M T I T M T M T I T M T M T I T M T M T I

30



T M I T